

## SUSTAINABILITY ACTION PLAN REVIEW REPORT – 2021-2022

### Summary:

The Shire of Denmark endorsed and adopted the *Shire of Denmark Sustainability Strategy 2021-2031* in March 2022 with a corresponding *Sustainability Action Plan* intended as a dynamic operational document to be reviewed on an annual basis as a means to ensure and direct progression of actions.

The actions within the *Sustainability Action Plan* are categorised into each of the corresponding ten sustainability pillars outlined within the Sustainability Strategy, derived from the One Planet Living Framework. The actions within each pillar are set out in tiers from higher level governance and policy related actions, to Shire operational actions, followed by community-oriented actions. Each action is aligned to a strategic plan or document, is ranked into a priority rating, and is assigned to a specific Shire directorate responsible for delivery and incorporation into the Shire's annual Operational Plan.

### Update:

The Shire Sustainability Officer is responsible for undertaking an annual review of the identification, implementation and reporting of measurable actions from the *Sustainability Action Plan* to community as part of the annual reporting process to Council as stipulated in the *Sustainability Strategy* (p.18).

A review of all of the identified actions within the *Sustainability Action Plan (2021)* was undertaken over the months of June and July 2022 in consultation with Shire Managers and their respective teams as to the progress status of each action item.

Managers were also encouraged to review the action items as to their feasibility for implementation and to amend or add any action items that may be deemed appropriate to include for improved sustainable best practice for future implementation. As a result, two additional items were penned for inclusion into the revised *Sustainability Action Plan (2022)* including:

Item	Action	Directive	Responsibility
LN16	Review Shire of Denmark's Subdivision Guidelines incorporating Water Sensitive Urban Design principles.	<i>Shire of Denmark Subdivision Guidelines (2008)</i>	Technical Services - Engineering
SW12	Consideration of effective design to ensure drainage doesn't impede POS function through Subdivision assessment in new developments.	<i>WAPC Liveable Neighbourhood Policy (2015)</i>	Sustainable Development - Planning

### SUSTAINABILITY ACTION ITEMS STATUS

Each action item's progress status was assessed and designated as either: *yet to commence*, *current*, *ongoing*, or *completed*; with a corresponding comment detailing progress of implementation. A graphical analysis was then undertaken to provide a snapshot of progress status of all actions across the Shire; by Sustainability Pillar; and for each Directorate.

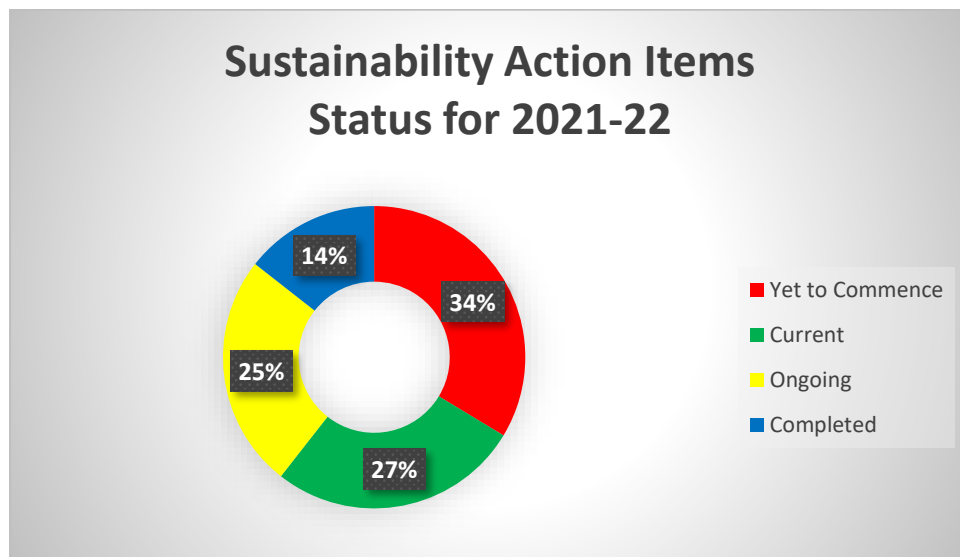
Of the 104 action items within the Sustainability Action Plan, 35 (34%) are yet commence, 28 (27%) are currently being implemented, 26 (25%) are ongoing actions, and 15 (14%) are completed.

The primary reasons cited for those items yet to commence include budget commitments from Council, resourcing and time constraints, or that the commencement was pending completion of an alternate process (such as the linear progression of the Shire's planning framework documents).

Ongoing action items include annual reporting, implementation of annual programs, or the ongoing cultural workplace directives and policies towards sustainable best practice.

PROGRESS STATUS	NO. ACTION ITEMS
Yet to Commence	35
Current	28
Ongoing	26
Completed	15

**Table 1: Sustainability Action Items Progress Status across Shire for 2021-22**



**Figure 1: Sustainability Action Items Progress Status across Shire for 2021-22**

#### SUSTAINABILITY ACTION ITEMS STATUS PER SUSTAINABILITY PILLAR

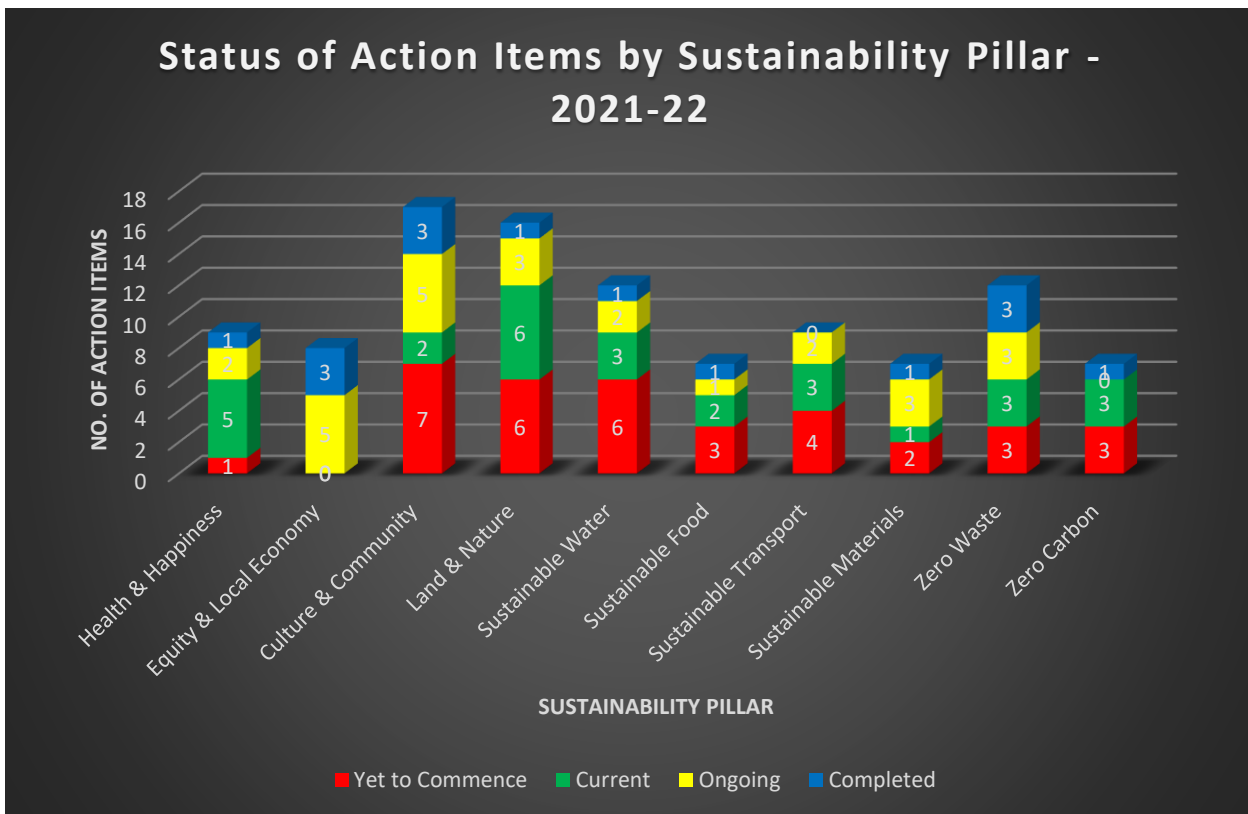
Sustainability action items were then analysed depicting their progress status against each sustainability pillar.

All sustainability pillars have action items that are represented across all progress implementation stages with the exception of Equity & Local Economy; which has 3 completed actions and 5 ongoing action items.

However, it should be noted that sustainability pillars have a disproportionate number of action items within each category (eg. Culture & Community has 17 action items, with Equity & Local Economy only having 8 action items in total for implementation).

	Health & Happiness	Equity & Local Economy	Culture & Community	Land & Nature	Sustainable Water	Sustainable Food	Sustainable Transport	Sustainable Materials	Zero Waste	Zero Carbon
<b>Yet to Commence</b>	1	0	7	6	6	3	4	2	3	3
<b>Current</b>	5	0	2	6	3	2	3	1	3	3
<b>Ongoing</b>	2	5	5	3	2	1	2	3	3	0
<b>Completed</b>	1	3	3	1	1	1	0	1	3	1

**Table 2: Status of Sustainability Action Items by Sustainability Pillar 2021-22**



**Figure 2: Status of Sustainability Action Items by Sustainability Pillar 2021-22**

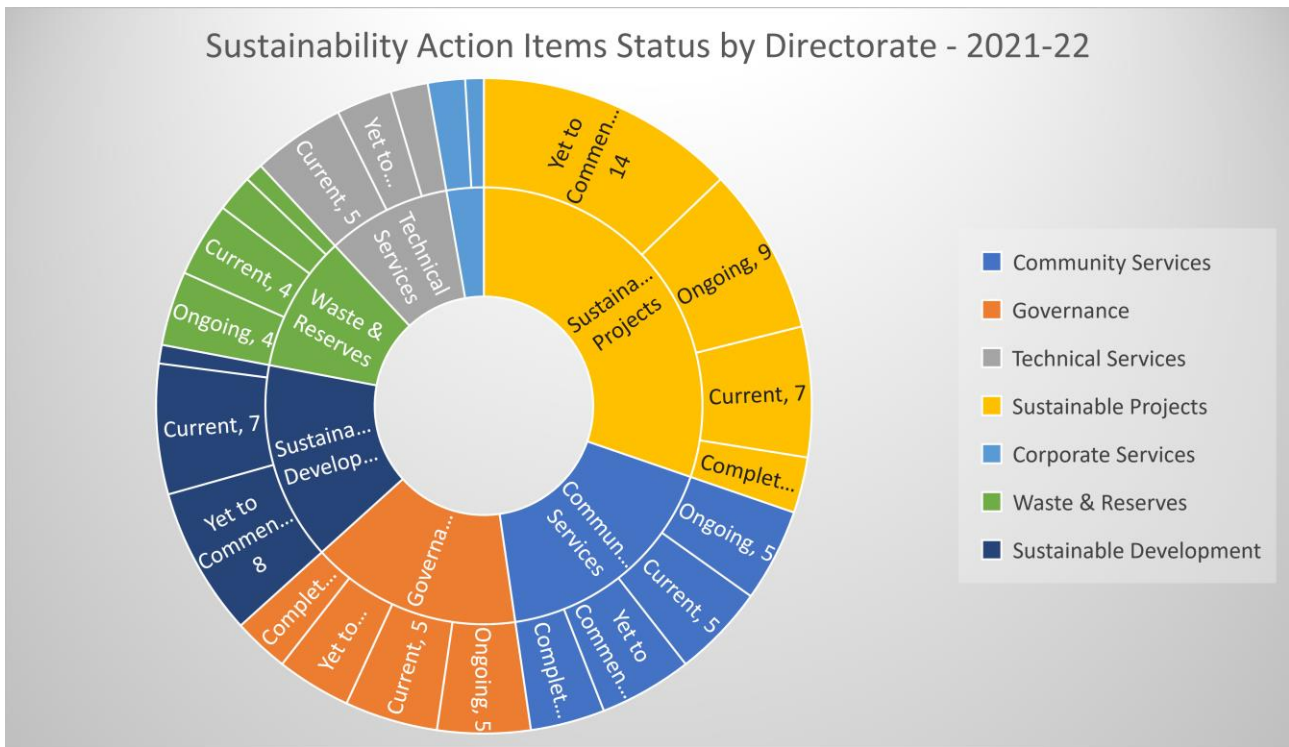
#### SUSTAINABILITY ACTION ITEMS BY DIRECTORATE

Data on sustainability action items corresponding to responsible directorate was also extrapolated to depict allocation of action items against progress status.

This graph indicates the number of action items apportioned to each Shire directorate, with a significant number of action items allocated to the newly formed Sustainable Projects Team (33); as well as a high proportion of action items designated to Community Services (19), the Sustainable Development Team (16) and Governance (17). A lesser number is attributed to Waste & Reserves (11), and Technical Services (10); followed by Corporate Services directorate.

Also indicated is that the Sustainable Projects Team (including Sustainability) has a significant number of items yet to commence (14, 42%); 7 (21%) items currently being progressed; 9 (27%) ongoing action items; with only 3 completed items (9%).

However, it should be noted that just assessing the number of action items apportioned to each directorate does not take into account the level of demand or resources required to undertake implementation of that action or corresponding project. It should also be noted that the formation of the Sustainable Projects Team has only been initiated since July 2022.



**Figure 3: Status of Sustainability Action Items by Directorate 2021-22**

**Risk:**

Risk	Risk Rating (Prior to Treatment or Control)	Risk Action Plan (Controls or Treatment proposed)	Risk Rating (Post Treatment or Control)
<b>Financial:</b> Implementation of action items is dependent upon Council determinations on operational and corporate business plan budget commitments	Moderate (5-9)	Accept Risk	Moderate (5-9)
<b>Reputational:</b> If resourcing is not adequately provided implementation of actions from the Sustainability Action Plan will not be delivered to the community.	High (10-16)	Accept Risk	High (10-16)

**Next Steps:**

Provision of the Sustainability Action Plan Review Report will be incorporated into the Sustainable Projects Team Annual Report to Council as a reporting mechanism to community and Council as to progression of implementation of actions from the Sustainability Action Plan and as a testament to the Shire's ongoing commitment to best sustainable business practice and improved sustainability outcomes.

**APPENDICES:**

APPENDIX 1: *Sustainability Action Plan Review raw data*