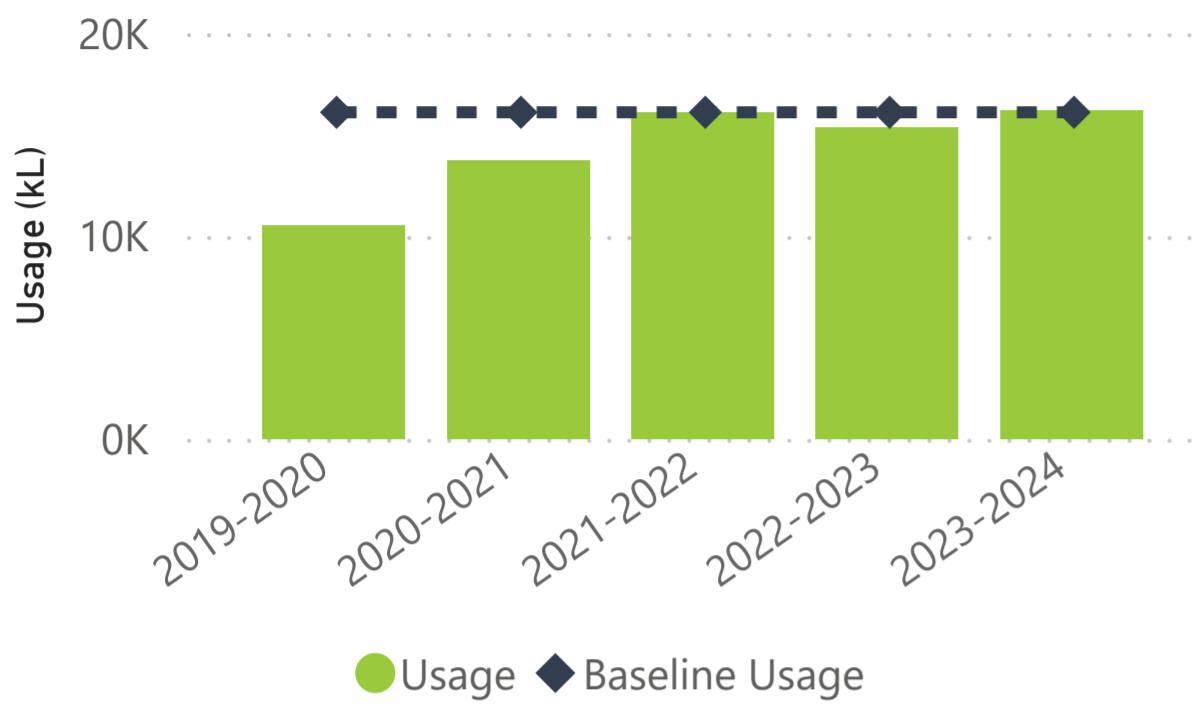
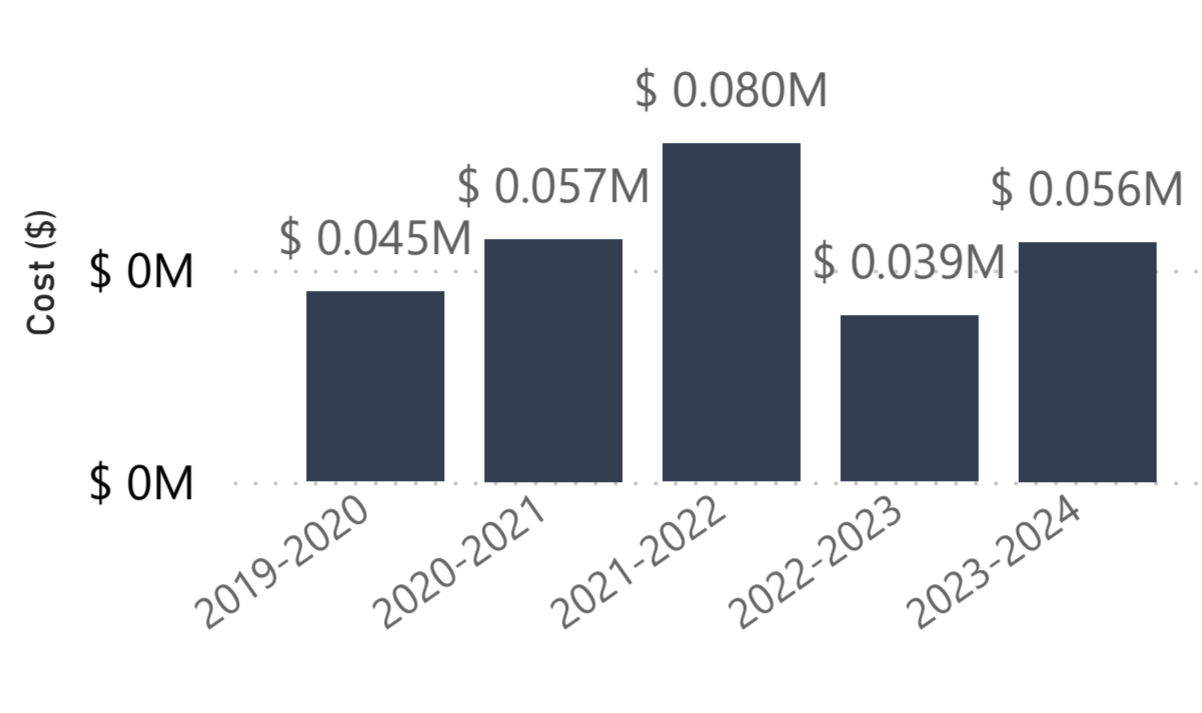


Base Year: 2021-2022 ▼
 Financial Year: 2022-2023 ▼
 Quarter: All ▼
 OrgUnit: All ▼
 Asset: All ▼

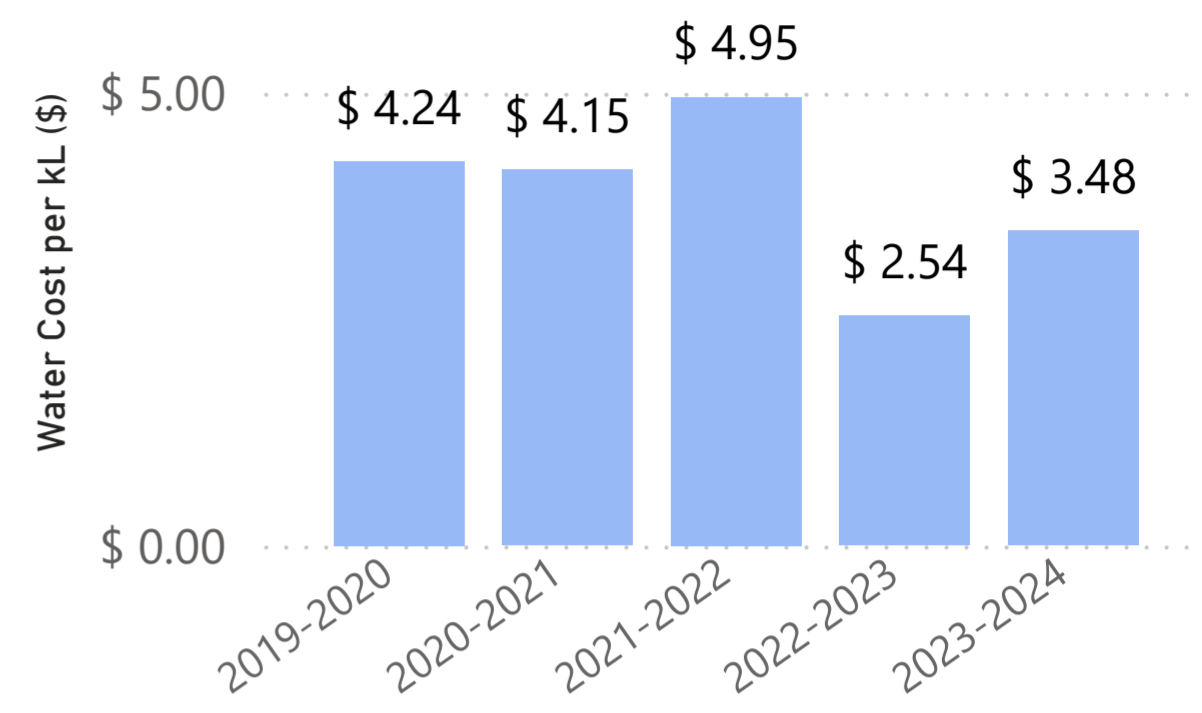
Annual Mains Water Usage



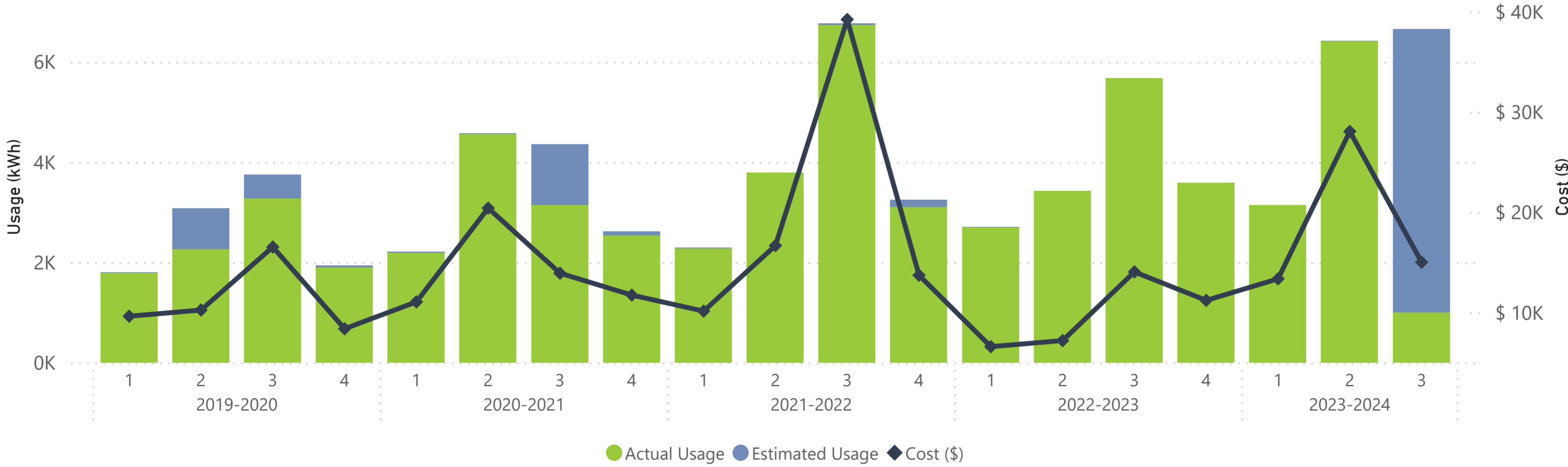
Annual Mains Water Cost



Annual Cost of Mains Water

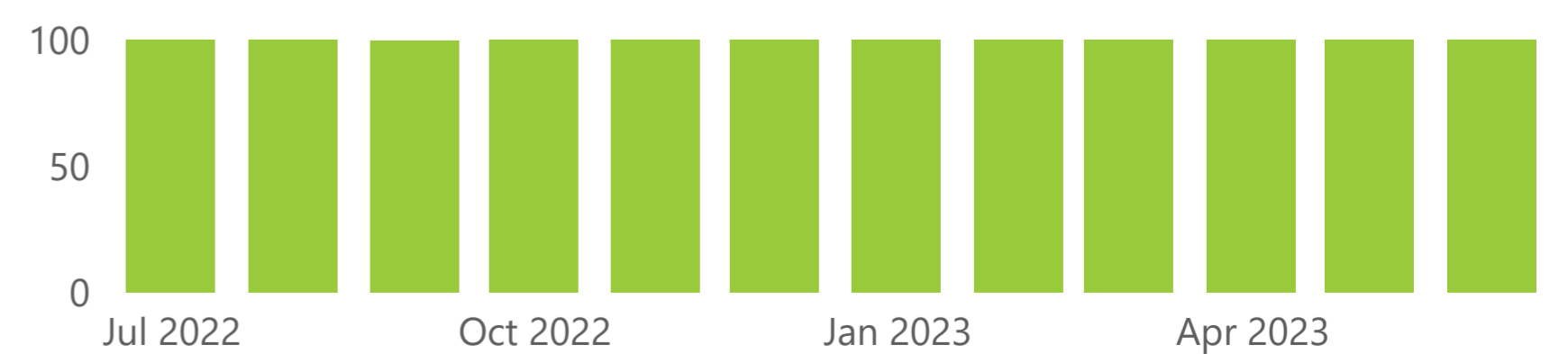


Quarterly Mains Water Usage and Cost



Financial Year	Usage (kL)	Change (%)	Cost (\$)	Cost Change (%)
2023-	16,214	37.42 ↑	\$ 56,418	102.67 ↑
2022-	15,383	-4.47 ↓	\$ 39,044	-51.04 ↓
2021-	16,102	17.04 ↑	\$ 79,741	39.61 ↑
2020-	13,758	30.36 ↑	\$ 57,117	27.57 ↑
2019-	10,554	-28.28 ↓	\$ 44,774	-0.78 ↓

100 % Actual Collected Data



Financial Year

2022-2023

Quarter

All

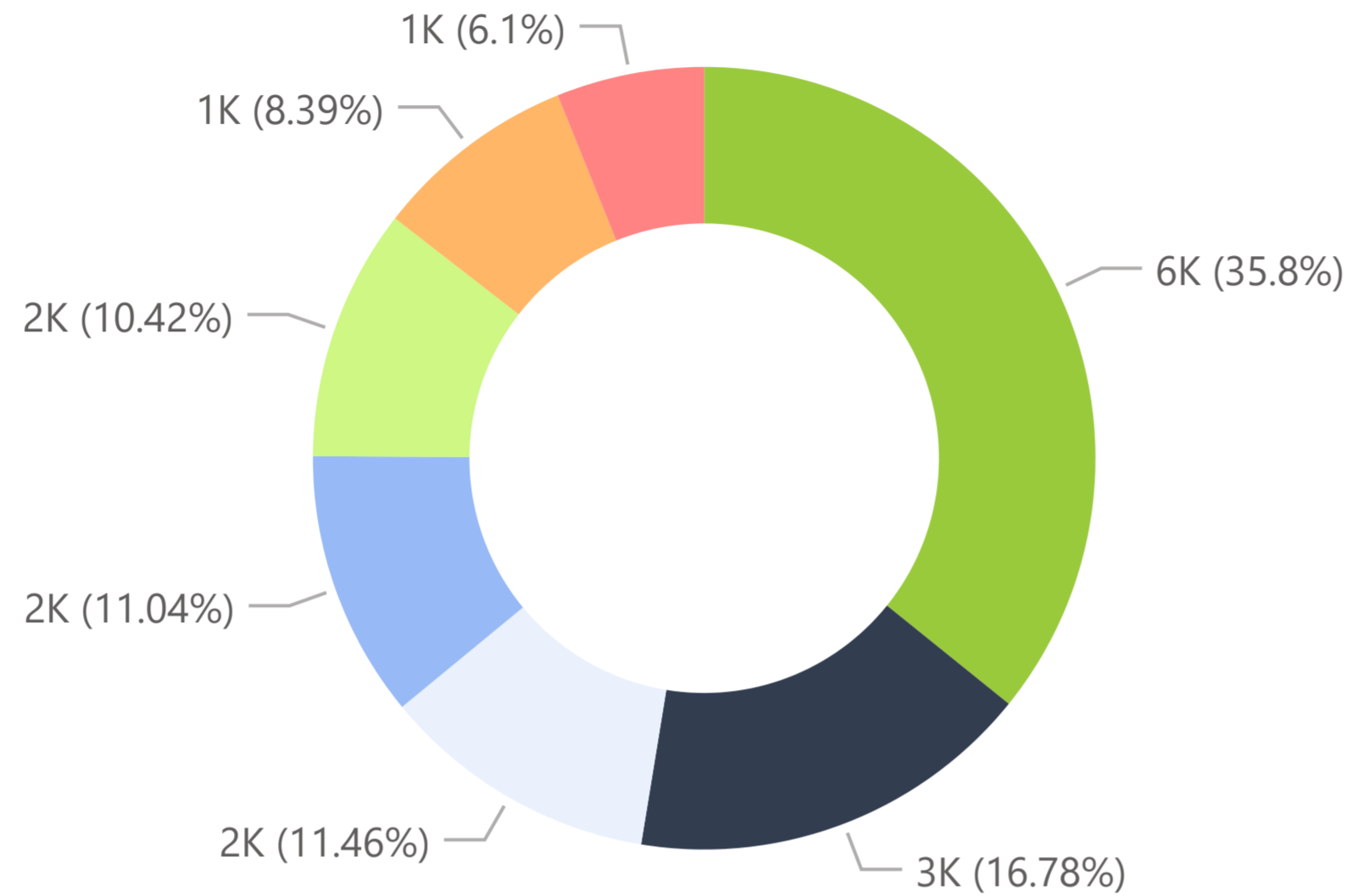
OrgUnit

All

Asset

All

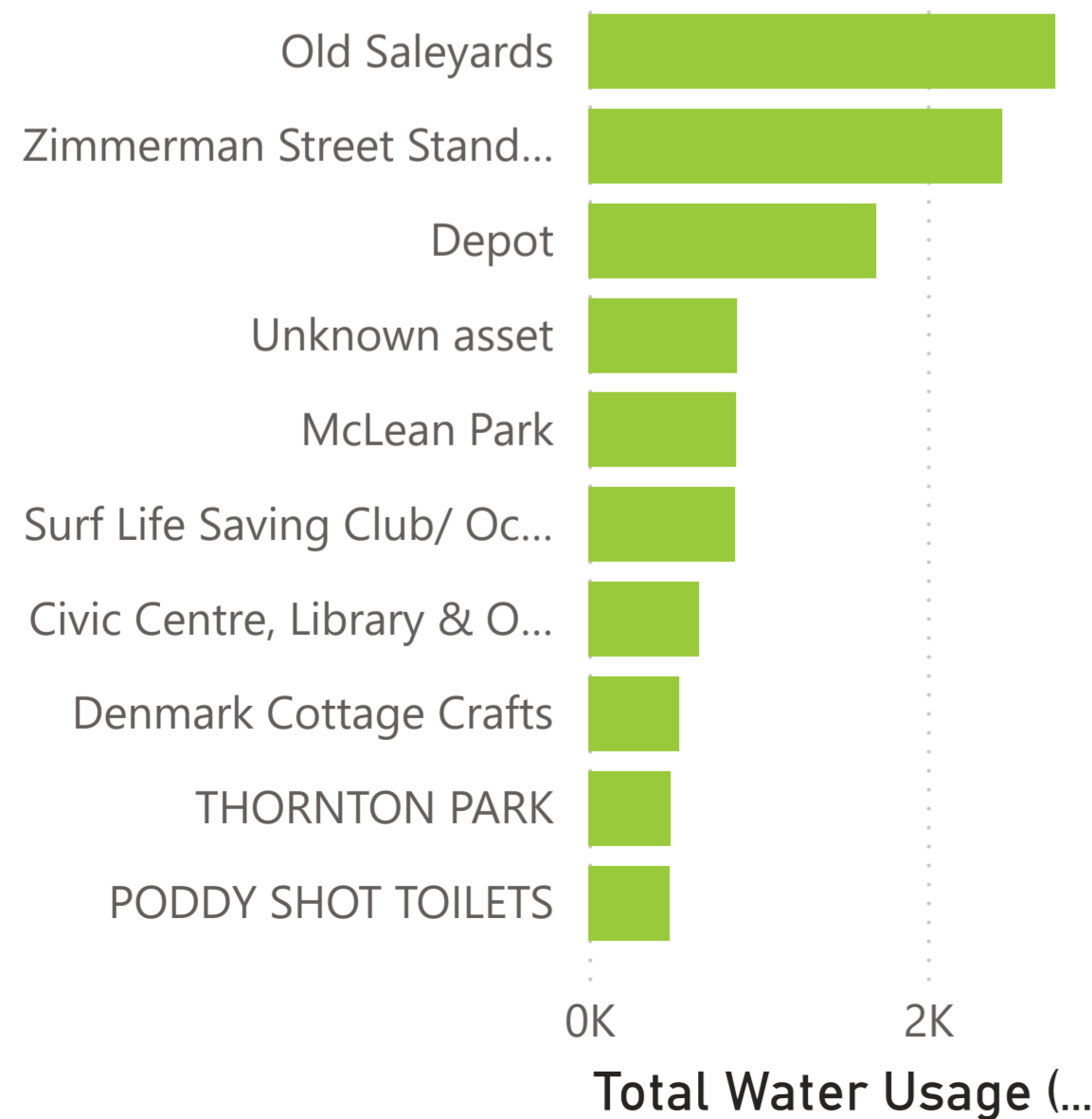
Mains Water Usage by Organisation Units



Organisation Unit

- Finance & Administration
- Emergency Services
- Community Development
- Waste
- Parks and Reserves
- Recreation Services
- Unknown organisation unit

Top 10 Assets Mains Water Performance



Asset Name	Cost (\$)	Cost per kL (\$)
Zimmerman Street Standpipe	\$ 8,574	\$ 3.51
Old Saleyards	\$ 6,929	\$ 2.51
Depot	\$ 3,910	\$ 2.30
Unknown asset	\$ 1,980	\$ 2.27
McLean Park	\$ 1,899	\$ 2.19
Surf Life Saving Club/ Ocean Beach Shower and Toilets	\$ 1,861	\$ 2.16
Civic Centre, Library & Old Resource Centre	\$ 1,691	\$ 2.60
Denmark Cottage Crafts	\$ 1,137	\$ 2.13
THORNTON PARK	\$ 1,120	\$ 2.31
PODDY SHOT TOILETS	\$ 952	\$ 1.99
Total	\$ 30,053	\$ 2.58

No of Assets	Financial Year	Quarter	OrgUnit	Asset
10	2022-2023	All	All	All

Assets with Biggest Usage Increases

Asset Name	Usage (kL)	Change (kL)	Change (%)	Cost (\$)	Cost per kL (\$)
Unknown asset	874.00	874.00		1,980.00	2.27
PODDY SHOT TOILETS	478.00	360.00	305.08	952.00	1.99
Visitors Centre	293.00	293.00		558.00	1.90
BERRIDGE PARK	427.00	282.00	194.48	975.00	2.28
Prawn Rock Channel - tap and drinking fountain	218.00	212.00	3,533.33	428.00	1.96
Riverside Club	176.00	176.00		336.00	1.91
THORNTON PARK	484.00	163.00	50.78	1,120.00	2.31
Randall Park	141.00	91.00	182.00	273.00	1.94
Morgan Richards Community Centre (former Old Hospital)	446.00	83.00	22.87	1,146.00	2.57
CEO's House	78.00	67.00	609.09	234.00	3.00

Assets with Biggest Cost Increases

Asset Name	Usage (kL)	Cost (\$)	Change (\$)	Change (%)	Cost per kL (\$)
Unknown asset	874.00	1,980.00	1,980.00		2.27
PODDY SHOT TOILETS	478.00	952.00	642.00	207.10	1.99
Visitors Centre	293.00	558.00	558.00		1.90
Prawn Rock Channel - tap and drinking fountain	218.00	428.00	407.00	1,938.10	1.96
Riverside Club	176.00	336.00	336.00		1.91
BERRIDGE PARK	427.00	975.00	151.00	18.33	2.28
Randall Park	141.00	273.00	134.00	96.40	1.94
Denbarker Road Standpipe	68.00	131.00	131.00		1.93
Ocean Beach Road Standpipe	58.00	106.00	106.00		1.83
Visitor Centre Trade Waste Dump Point	0.00	238.00	90.00	60.81	

No of Assets	Financial Year	Quarter	OrgUnit	Asset
10	2022-2023	All	All	All

Assets with Biggest Usage Decreases

Asset Name	Usage (kL)	Change (kL)	Change (%)	Cost (\$)	Cost per kL (\$)
Zimmerman Street Standpipe	2,444.00	-1,533.00	-38.55	8,574.00	3.51
Old Saleyards	2,757.00	-451.00	-14.06	6,929.00	2.51
Depot	1,699.00	-397.00	-18.94	3,910.00	2.30
Strickland Street Median Strip	102.00	-258.00	-71.67	204.00	2.00
Surf Life Saving Club/ Ocean Beach Shower and Toilets	862.00	-245.00	-22.13	1,861.00	2.16
Shire Staff Rental Chiltern Road/ DASD House	213.00	-190.00	-47.15	479.00	2.25
Denmark Cottage Crafts	534.00	-176.00	-24.79	1,137.00	2.13
Civic Centre, Library & Old Resource Centre	650.00	-110.00	-14.47	1,691.00	2.60
Denbarker Road Standpipe	68.00	-75.00	-52.45	131.00	1.93
Denmark Arts Centre Precinct (former Frail Aged Lodge)	86.00	-41.00	-32.28	370.00	4.30

Assets with Biggest Cost Decreases

Asset Name	Usage (kL)	Cost (\$)	Change (\$)	Change (%)	Cost per kL (\$)
Zimmerman Street Standpipe	2,444.00	8,574.00	-29,015.00	-77.19	3.51
Civic Centre, Library & Old Resource Centre	650.00	1,691.00	-2,364.00	-58.30	2.60
Old Saleyards	2,757.00	6,929.00	-1,828.00	-20.87	2.51
Depot	1,699.00	3,910.00	-1,809.00	-31.63	2.30
Denmark Cottage Crafts	534.00	1,137.00	-1,209.00	-51.53	2.13
Morgan Richards Community Centre (former Old Hospital)	446.00	1,146.00	-1,202.00	-51.19	2.57
Denmark Arts Centre Precinct (former Frail Aged Lodge)	86.00	370.00	-1,043.00	-73.81	4.30
Surf Life Saving Club/ Ocean Beach Shower and Toilets	862.00	1,861.00	-933.00	-33.39	2.16
Strickland Street Median Strip	102.00	204.00	-778.00	-79.23	2.00
Shire Staff Rental Chiltern Road/ DASD House	213.00	479.00	-613.00	-56.14	2.25