

SUSTAINABILITY ACTION PLAN REVIEW REPORT – 2023-2024

BACKGROUND:

The Shire of Denmark endorsed and adopted the *Shire of Denmark Sustainability Strategy 2021-2031* in March 2021 with a corresponding *Sustainability Action Plan* intended as a dynamic operational document to be reviewed on an annual basis as a means to ensure and direct progression of actions.

The actions within the *Sustainability Action Plan* are categorised into each of the corresponding ten sustainability pillars outlined within the Sustainability Strategy, derived from the One Planet Living Framework. The actions within each pillar are set out in tiers from higher level governance and policy related actions, to Shire operational actions, followed by community-oriented actions. Each action is aligned to a strategic plan or document, is ranked into a priority rating, has a corresponding resource allocation (existing, planned or new), and is assigned to a specific Shire directorate responsible for delivery and incorporation into the Shire's annual Operational Plan.

CLIMATE ACTION DASHBOARD:

The Shire of Denmark, in a collaborative project as part of the South Coast Alliance (comprised of 4 neighbouring LGA's) Regional Climate Alliance has developed a regional South Coast Climate Dashboard online interactive web-based platform aimed at promoting climate change awareness by showcasing the region's greenhouse gas emission profile and associated climate action initiatives. The intention of the Climate Dashboard is to act as an ongoing communication mechanism to showcase to the community key information about climate impacts and mitigation activities across the lower Great Southern region including the Denmark Shire.

Throughout and since the development of the Climate Dashboard, the Climate Action operational component of the Dashboard has been continually updated by the Sustainability Officer and utilised to assist with annual *Sustainability Action Plan* reviews and reporting for the annual reports for the 2022-23 and 2023-24 financial year.

ANNUAL REVIEW:

The Shire Sustainability Officer is responsible for undertaking an annual review of the identification, implementation and reporting of measurable actions from the *Sustainability Action Plan* to community as part of the annual reporting process to Council as stipulated in the *Sustainability Strategy* (p.18).

A review of all of the identified actions within the *Sustainability Action Plan (2023-24)* was undertaken over the months of May through to July 2024 in consultation with Shire Directors, Managers and their respective teams as to the progress status of each action item.

Managers were also encouraged to review the action items as to their feasibility for implementation and to amend or add any action items that may be deemed appropriate to include for improved sustainable best practice for future implementation.

METHODOLOGY:

Each action item's progress status is assessed and designated as either:

- *yet to commence*
- *current*
- *ongoing*
- *completed.*

Each action item has a corresponding comment detailing rationale relating to the progress of implementation for each year. An analysis of the annual data with graphical depiction is then undertaken to provide a snapshot of progress status of all actions across the Shire; by Sustainability Pillar; and against each Directorate. Comparative trends are also reviewed across all financial years spanning since inception of the *Sustainability Strategy and Action Plan* in March 2021.

SUSTAINABILITY ACTIONS IMPLEMENTATION PROGRESS STATUS:

Of the 121 action items within the Sustainability Action Plan for the financial year 2023-24:

- 20% (24) are yet to commence
- 25% (30) are currently being implemented
- 31% (38) are ongoing actions
- 24% (29) have been completed.

Comparative to the analysis of data from last financial year (2022-23) the status of action items has remained relatively constant, with only three action items commencing in the last financial year as follows:

- Community Services commenced action item *CC6: Provide opportunities for youth to contribute to the development of the sustainability agenda, including access to the Community Grants Program to undertake sustainability projects.* The community grants assessment process for 23-24 was aligned with the community priorities as outlined in the *Community Strategic Plan: Our Future 2033* where youth was identified as a priority, so grants were assessed against provision for youth as part of the assessment process.
- Sustainable Projects Team (Sustainability) commenced action item *CC 15: Support government initiatives that enable community members to implement sustainable practices such as installing energy and water saving features.* The Shire has promoted the Showerhead swap scheme, a collaborative project implemented with Water Corporation and Green Skills. The development of three Home Energy Audit Kits has also been undertaken as part of the Sustainability Environmental Education program with Totally Renewable Denmark to encourage more sustainable energy efficiency practices in the home.
- Governance team has commenced action item *ST 8: Support community initiatives for communal travel options (i.e. community shuttle bus to Greens Pool).* The Shire is currently working with the Denmark Community Resource Centre (CRC) as part of a working group to procure an electric community bus to provide this service to the community.

SUMMARY OF ACTION ITEMS IMPLEMENTATION STATUS:

An overall broad summary of the statistics to date shows that the Shire has completed approximately a quarter of the actions outlined within the *Sustainability Action Plan*; is currently and consistently working on over half of the actions; with a fifth of actions still yet to commence since the Strategy’s inception 3 years ago.

Ongoing action items include annual reporting, implementation of annual operational programs, or the ongoing cultural workplace directives and policies towards sustainable best practice.

The primary reasons cited for those items still yet to commence include resourcing and time constraints, that it was not yet budgeted for, or that the commencement was pending completion of an alternate process (such as the linear progression of the Shire’s planning framework documents).

Sustainability Action Items Implementation Progress Status Comparative Trends 2021-22 - 2023-24				
	Yet to Commence	Current	Ongoing	Completed
2023-24	20% (24)	25% (30)	31% (38)	24% (29)
2022-23	22% (27)	26% (31)	28% (34)	24% (29)
2021-22	34% (34)	27% (28)	25% (26)	14% (15)

Table 1: Sustainability Action Items Implementation Progress Status Comparative Trends 2021-2022 through to 2023-24

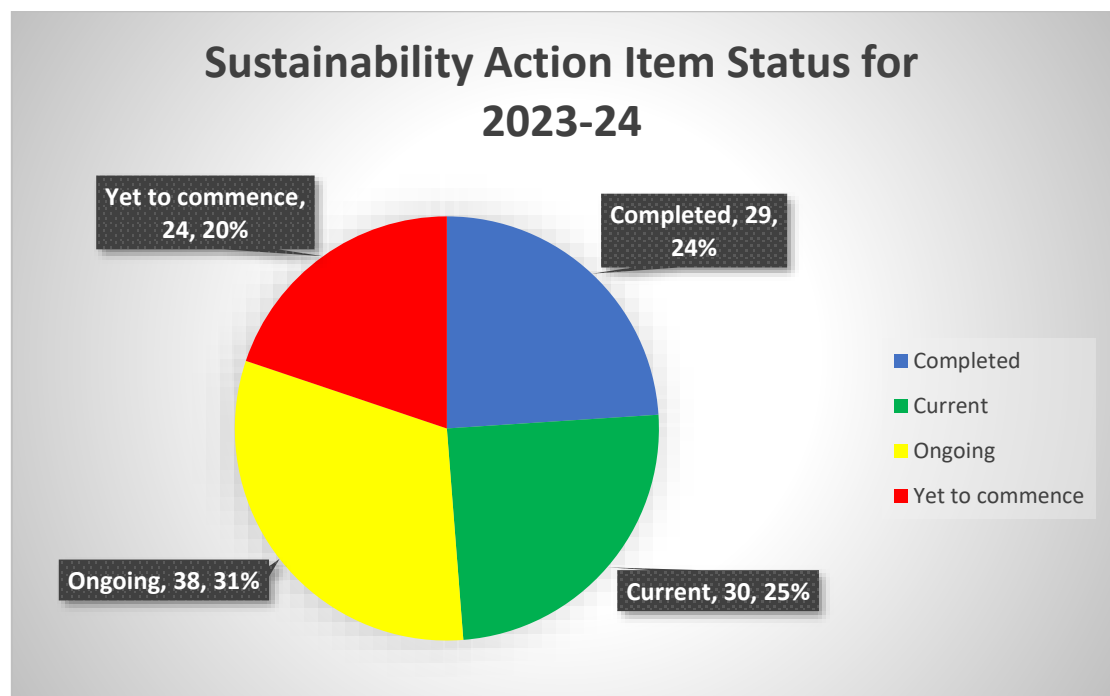


Figure 1: Sustainability Action Items Progress Status across Shire for 2023-24

ACTION ITEMS PROGRESS STATUS PER SUSTAINABILITY PILLAR:

Sustainability action items have then been analysed depicting their progress status of implementation against each of the ten sustainability pillars.

All sustainability pillars have action items that are represented across all progress implementation stages with the exception of *Equity & Local Economy*, which has no actions to commence or currently being undertaken; with 3 completed actions and 5 ongoing action items. *Land and Nature* also has no represented completed action items, however this can be explained through a large proportion of the *Land and Nature* action items as ongoing operational activities and items that are currently being undertaken.

It should be noted that sustainability pillars have a disproportionate number of action items within each category. For example, Sustainable Water has 29 actions (since the incorporation of actions from the *Waterwise Efficiency Action Plan 2017-2022*, undertaken in 2023 as a directive from the Sustainable Projects Committee). Culture & Community has 17 action items; Land & Nature has 16 items; with Equity & Local Economy only having 8 action items in total for implementation.

Sustainability Pillar	Yet to commence	Current	Ongoing	Completed	TOTAL
Health & Happiness	1	3	3	2	9
Equity & Local Economy	0	0	5	3	8
Culture & Community	2	4	6	5	17
Land & Nature	4	7	5	0	16
Sustainable Water	7	5	7	10	29
Local & Sustainable Food	2	2	2	1	7
Sustainable Travel & Transport	2	2	3	2	9
Sustainable Materials & Products	1	1	3	2	7
Zero Waste	3	3	3	3	12
Zero Carbon Energy	2	3	1	1	7
TOTALS	24	30	38	29	121

Table 2: Implementation Status of Sustainability Action Items by Sustainability Pillar 2023-2024

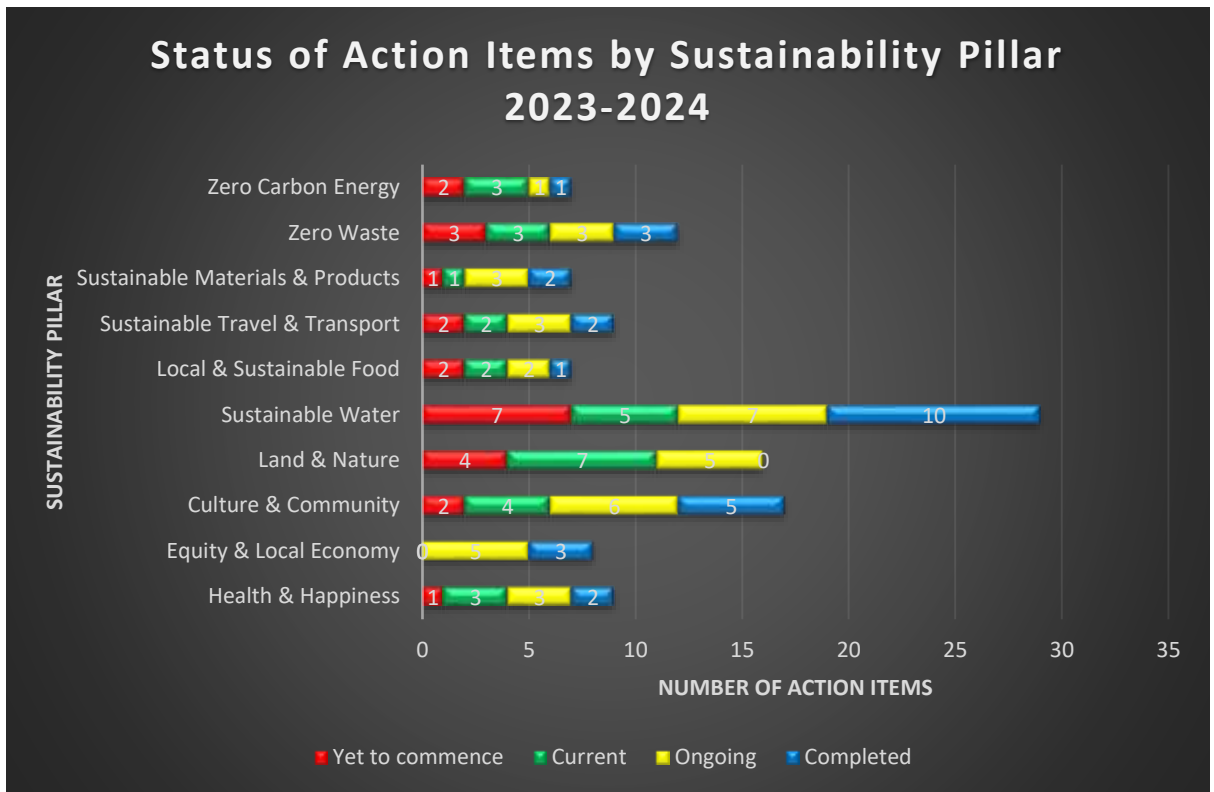


Figure 2: Status of Sustainability Action Items by Sustainability Pillar 2023-24

SUSTAINABILITY ACTION ITEMS PROGRESS STATUS BY DIRECTORATE:

Data on sustainability action items corresponding to their allocated responsible directorate was also extrapolated to depict the progress status of each action item against their area responsible for implementation.

The following table and graph(s) indicates the number of action items apportioned to each Shire directorate, with a significant number of action items allocated to the Sustainable Projects Team (41). Governance has a total of 18 items; Development Services has 17 action items; Waste & Reserves has 16 items; and Community Services has a total of 14 items. A lesser number is attributed to Technical Services (13), followed by Corporate Services directorate (2 action items in total).

However, it should be noted that just assessing the number of action items apportioned to each directorate does not take into account the level of demand or resources required to undertake implementation of that action or corresponding project, as each action item is weighted differently.

The data also indicates is that the Sustainable Projects Team (incorporating Sustainability) has a significant number of items that are ongoing (18), needing a significant amount of resource capacity to implement ongoing actions each year. 9 items are currently being progressed; 6 actions are completed; with 8 action items yet to commence. This data is commensurate with last year's results, indicating that the projects are a combination of ongoing and longer-term projects.

Responsible Directorate	Yet to commence	Current	Ongoing	Completed	Total
Community Services	1	1	6	6	14
Corporate Services	0	0	1	1	2
Development Services	7	8	0	2	17
Governance	2	5	5	6	18
Sustainable Projects Team	8	9	18	6	41
Technical Services	3	3	3	4	13
Waste & Reserves	2	5	5	4	16
TOTALS	23	31	38	29	121

Table 3: Sustainability Action Items Implementation Status by Directorate 2023-2024

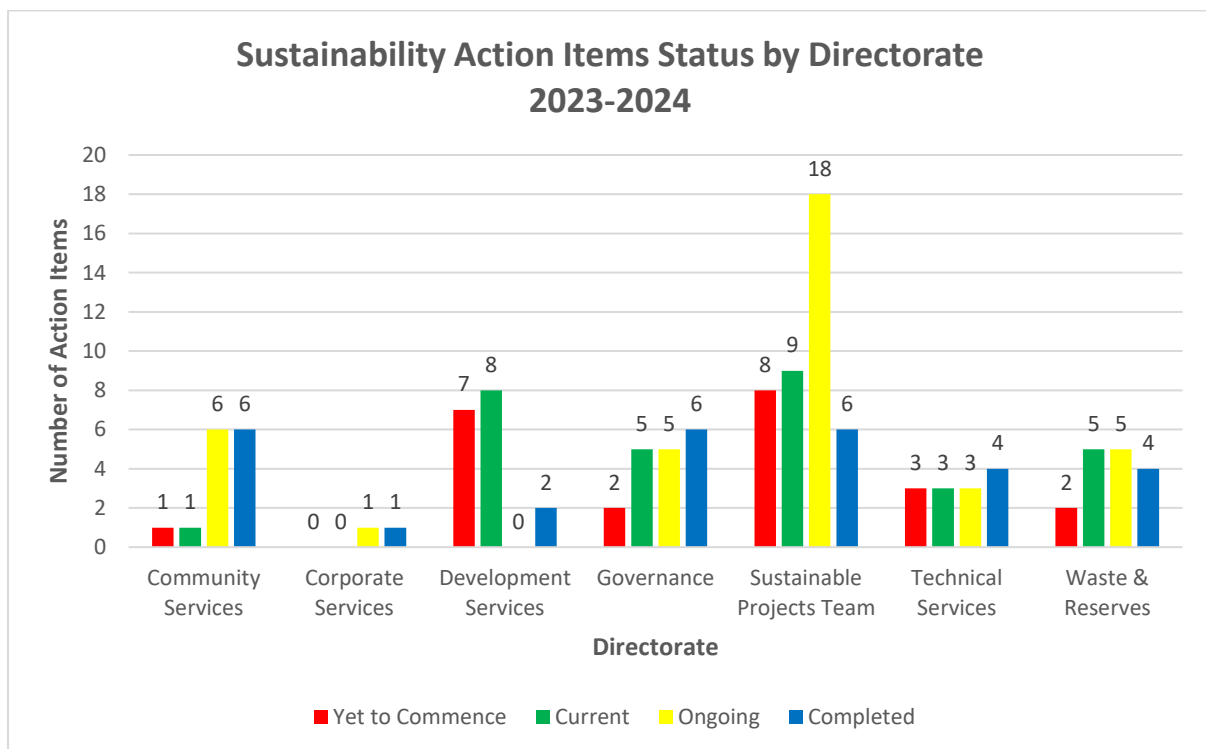


Figure 3: Sustainability Action Items Implementation Status by Directorate – 2023-24

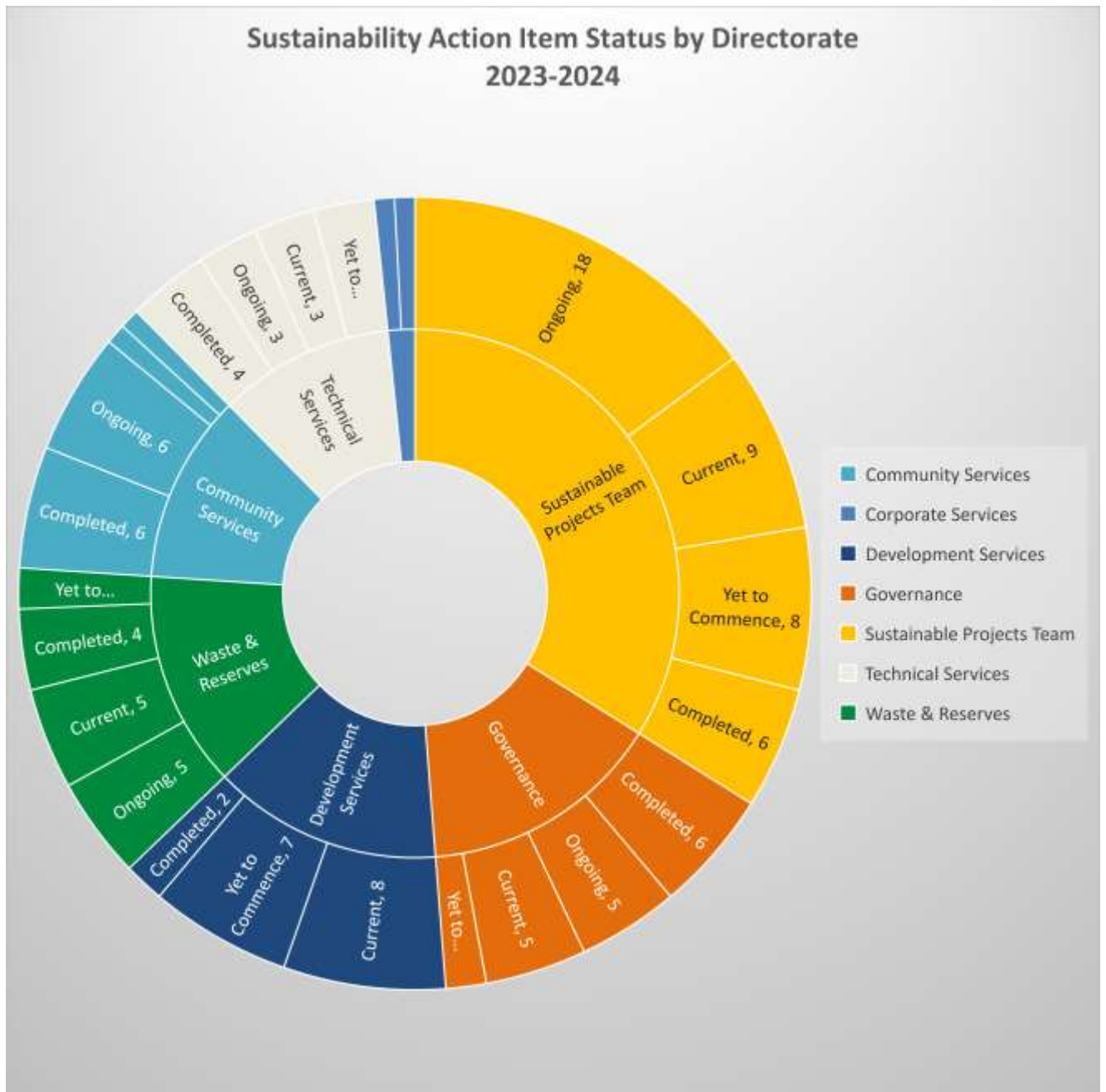


Figure 4: Status of Sustainability Action Items by Directorate 2023-24

ANNUAL REPORTING:

Provision of the *Sustainability Action Plan Review Report* will be incorporated into the Sustainable Projects Team Annual Report to Council as a reporting mechanism to community and Council as to progression of implementation of actions from the *Sustainability Action Plan* and as a testament to the Shire's ongoing commitment to best sustainable business practice and improved sustainability outcomes.

The report will also be tabled at the next Sustainable Projects Working Group meeting as a means to inform Council as to the progress and ongoing commitment of Shire staff in incorporating best sustainable practice into our every day operations.

The Climate Dashboard and Shire of Denmark Climate Action website remains accessible to the public as an interactive platform to engage with the Shire's Climate Action journey, and the Shire's ongoing progress on implementing the *Sustainability Strategy and Action Plan*. The South Coast Alliance Climate Dashboard website remains live and can be accessed at: <https://www.scclimate.com.au/> the Shire of Denmark Climate Dashboard weblink: <https://www.scclimate.com.au/collaborators/denmark-shire/> and the Shire of Denmark Climate Action website is located at: <https://climateaction.denmark.wa.gov.au/>

APPENDICES:

APPENDIX 1: *Sustainability Action Plan Review raw data*